Topview

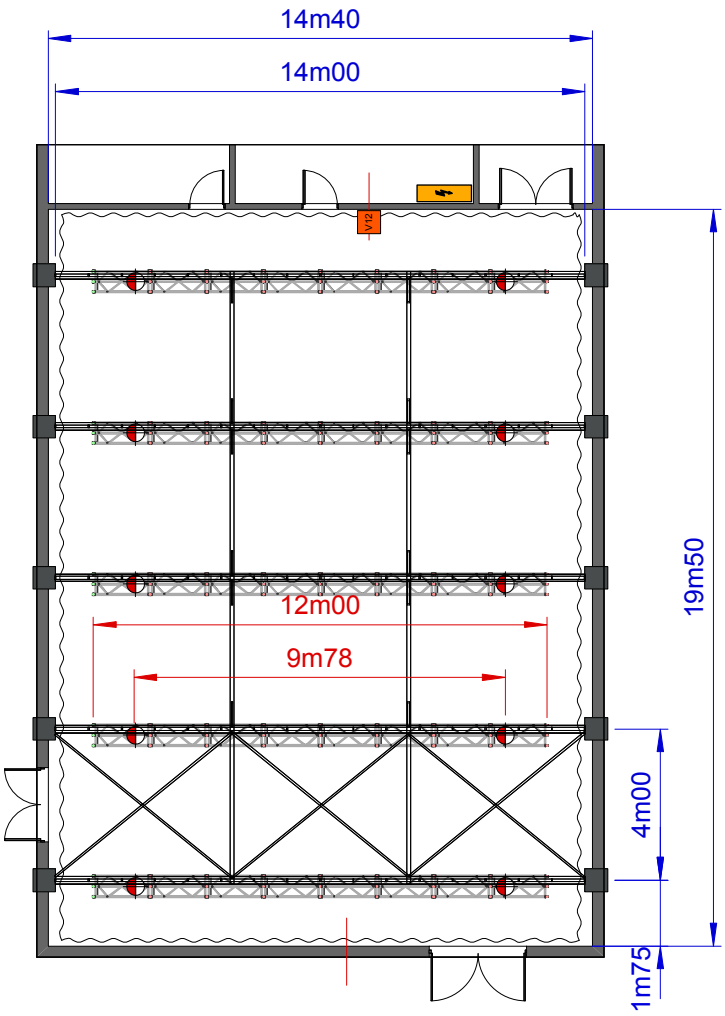

Sideview

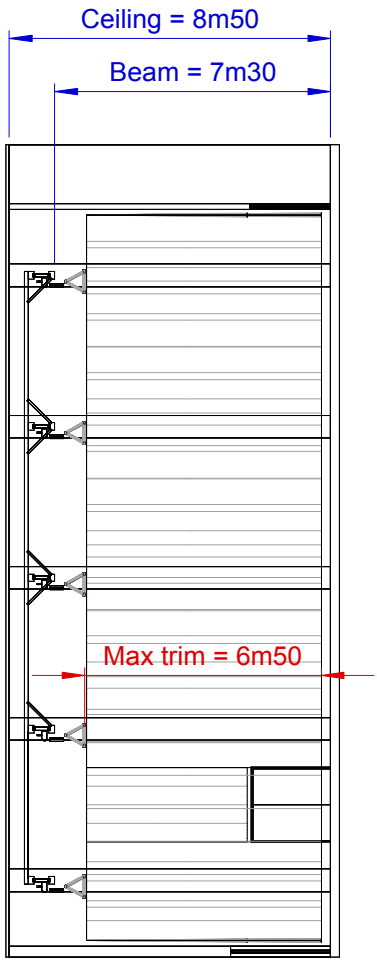

Frontview

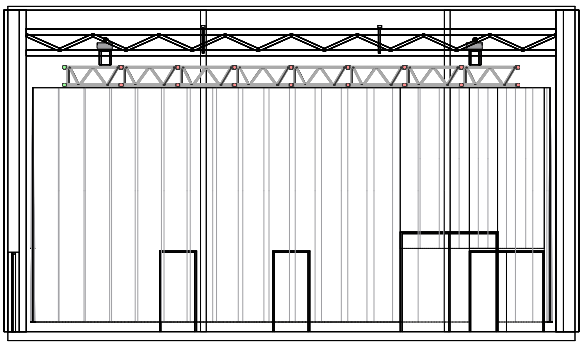

Dimensions Studio
Surface studiofloor = 281m²
Dimensions Entrance Gate = 2m50W x 2m60H

Dimensions Beams Studio
Height to beams = 07m30
Height to ceiling = 08m60
Distance between beams = 04m00

Loading Figures Beams Studio
Max. load/beam = 4000kg/beam or qload = 200kg/m
Max. allowed loads/beam
- center point (CPL) = 1700 kg (middle of a beam)
- double point (TPL) = 1400 kg (each point on 1/3th of the total beam length)

Max allowed floorpressure = 1000kg/m²

Electrical Power
2 x CEE125A connection 5p (3PH+N+E)
2 x CEE32A connection 5p (3PH+N+E)
Cable passages to backstage area and technical area
Main Circuit board

Standard Rigging & Trussing
05 x Black ALC Truss, length = 12m00
Each truss rigged on 2 x 0,5T Hoist
Span between hoists = 09m78
Maximum trim = 06m50
All hoist rigged upside down
01 x V12 Hoistcontroller
V12 The hoistcontroller is connected to one of the existing CEE32A connectors, but can be unplugged if required.

Other Information:
The studio is equipped with a heating system.

AED Studios
Fabriekstraat 38
2547 Lint
Belgium
www.aedstudios.com

Studio/Room	**Studio 04**	Papersize A4
		Units [mm]
Plan type	**Overview**	Scale 1:200
		Version V1